

**Substance Abuse and Mental Health Services Administration  
Center for Substance Abuse Prevention**

**Draft**

**SPF-PFS**

**PFS 18**

**Progress Report  
For FY 2019 - Annual  
Reporting Period: 10/01/2018-09/30/2019**

**Submitted By**

**Grant Award Number:** SP080994

**Grantee Name:** Nevada Department of Health and Human Services

**Grantee Address:** 4150Technology Way , 3rd Floor

**Grantee City, State, Zip Code:** Carson City, Nevada (NV) 89706

**Submitter Name:**

**Submitter Phone:**

**Submitter Title:**

**Project Officer Name:** Damaris Richardson

**Project Officer Phone:** 240-276-2437

**Project Officer Feedback:**

**Submission Date:**

**Accepted Date:**

## Administration

### Contacts Subrecipient(s)

#### **Project Director**

##### **Subrecipient: CARE Coalition**

Name: Brook Adie  
Address: 1919 S. Jones Blvd., Suite A, Las Vegas, NV 89146  
Email Address: badie@health.nv.gov  
Type: Coalition  
Phone Number: 775-684-4077  
Date Funded: 06/01/2019

#### **Project Coordinator**

Name: Sara Bacon  
**Subrecipient: Churchill Community Coalition**  
Email Address: sbacon@health.nv.gov  
Address: 90 N. Maine St, Suite #301, Fallon, NV 89406  
Phone Number: 775-684-2217  
Type: Coalition

Date Funded: 01/01/2019

Funding End Date: 09/29/2019

#### **Subrecipient: Frontier Community Coalition**

Address: P.O. Box 1460, Lovelock, NV 89419

Type: Coalition

Date Funded: 01/01/2019

Funding End Date: 09/29/2019

#### **Subrecipient: Healthy Communities Coalition**

Address: P.O. Box 517, Dayton, NV 89403

Type: Coalition

Date Funded: 01/01/2019

Funding End Date: 09/29/2019

#### **Subrecipient: Join Together Northern Nevada**

Address: 505 S. Arlington Ave., #10, Reno, NV 89509

Type: Coalition

Date Funded: 01/01/2019

Funding End Date: 09/29/2019

#### **Subrecipient: Nye Communities Coalition**

Address: 1020 E. Wilson Rd., Pahrump, NV 89048

Type: Coalition

Date Funded: 01/01/2019

Funding End Date: 09/29/2019

#### **Subrecipient: PACT Coalition for Safe and Drug Free Communities**

Address: 3110 Polaris Ave., Suite #6, Las Vegas, NV 89102

#### **Lead Evaluator**

Name: Roseann Hogan  
Email Address: roseann.hogan@tleconsult.com  
Status: Active: Has begun implementation and/or funding  
Phone Number: 702-900-0760  
Amount Awarded Per Year: \$229,356.00

#### **Epidemiological Lead**

Name: Melissa Peek-Bullock  
Email Address: mpeekbullock@health.nv.gov  
Phone Number: 775-684-5285  
Status: Active: Has begun implementation and/or funding  
Amount Awarded Per Year: \$96,981.00

Status: Active: Has begun implementation and/or funding  
Amount Awarded Per Year: \$112,601.00

Status: Active: Has begun implementation and/or funding  
Amount Awarded Per Year: \$107,764.00

Status: Active: Has begun implementation and/or funding  
Amount Awarded Per Year: \$202,606.00

Status: Active: Has begun implementation and/or funding  
Amount Awarded Per Year: \$220,087.00

Type: Coalition

Date Funded: 01/01/2019

Funding End Date: 09/29/2019

Status: Active: Has begun implementation and/or funding

Amount Awarded Per Year: \$358,132.00

**Subrecipient: Partners Allied for Community Excellence (PACE)**

Address: 1645 Sewell Drive, Suite #41, Elko, NV 89801

Type: Coalition

Date Funded: 01/01/2019

Funding End Date: 09/29/2019

Status: Active: Has begun implementation and/or funding

Amount Awarded Per Year: \$136,427.00

**Subrecipient: Partnership Carson City**

Address: 1925 N. Carson St., Carson City, NV 89701

Type: Coalition

Date Funded: 01/01/2019

Funding End Date: 09/29/2019

Status: Active: Has begun implementation and/or funding

Amount Awarded Per Year: \$98,594.00

**Subrecipient: Partnership Douglas County**

Address: 1625 Highway 88, Suite 104, Minden, NV 89423

Type: Coalition

Date Funded: 01/01/2019

Funding End Date: 09/29/2019

Status: Active: Has begun implementation and/or funding

Amount Awarded Per Year: \$97,548.00

## Assessment

### Accomplishments

Name	Description
Assessment of community capacity	<p>During the April 1, 2019 - June 30, 2019 time period, the PACE Coalition (Elko, Eureka, White Pine) collaborated with partners about assessing gaps and resources in the community. In an ongoing process in both coalition and member meetings, working with agencies and organizations through their needs assessments.</p>
Assessment of community capacity	<p>During the January 1, 2019 - March 31, 2019 time period, Nye Communities Coalition (Esmeralda, Lincoln, Nye) carried out the following:</p> <p>During this 9 month grant period, assessment is a significant portion of the scope of work. Through this project, environmental scans around marijuana, amphetamines, and alcohol (social host laws) and youth 9-20 will be conducted. NyECC does not yet have a signed sub-grant in place. Despite not having a signed sub-grant in place, NyECC Director will rollout this project in April as the State has informed NyECC that reimbursements will be retroactive.</p> <p>NyECC Director facilitated a county-wide assessment for Nye and Esmeralda counties at the February Hope Committee meeting. Identify resources and gaps as they relate to substance abuse prevention and treatment. NyECC Director and Crystal Duarte with Social Entrepreneurs facilitated the March HOPE Committee meeting in order to obtain clarification in the data compiled. This was a project was in support of the Behavioral Health Boards.</p> <p>On February 13, 2019, the NyECC Director and staff held a focus group in Beatty High School with youth representatives from Student Council. The main focus was youth drug use.</p> <p>NyECC Director has coordinated with a community leader in Tonopah to conduct focus groups with middle and high school students in Tonopah. These focus groups are set for April 1-2, 2019 and will look at drugs and their impact on their community. Based on key stakeholder information, these focus groups may provide information that is relevant to social host laws as well as Safe Voice.</p> <p>NyECC Director has scheduled a Community Conversation for April 16 at 5:30 PM at the Tonopah Convention Center to discuss youth drug issues, local conditions and develop prevention strategies that are appropriate. Law enforcement, school personnel, youth, parents, youth-serving organizations and anyone else interested in being part of the conversation is invited to the Community Conversation.</p>
Assessment of community capacity	<p>During the January 1, 2019 - March 31, 2019 time period, PACE Coalition (Elko, Eureka, White Pine) collaborated with partners/collaborators about assessing gaps and resources in the community. In an ongoing process in both coalition and member meetings, working with agencies and organizations through their needs assessments.</p>

<p>Assessment of community capacity</p>	<p>During the July 1, 2019 - September 29, 2019 time period, PACT Coalition (Clark) completed the following: On July 15, PACT Deputy Director attended the Southern Nevada Injury Prevention Partnership Committee as a proxy for PACT Executive Director. This meeting occurs quarterly and reviews county-level death, injury and health data, including youth-specific data, to discuss prevention strategies.</p> <p>On August 7, the PACT Executive Director attended the Pathways meeting that reviewed truancy and discusses the underlying causes associated.</p> <p>On August 22, the PACT Executive Director participated in the Clark County Behavioral Health Policy Board Meeting that reviews at behavioral health data at the county-level.</p> <p>On August 28, the PACT Executive Director met with SAPTA's Dr. Woodard and Tracy Palmer to discuss the roles of MPAC, evidence-based workgroup and EPI</p> <p>On September 12, the PACT Deputy Director participated in a call with Evaluator Roseann Hagen to provide feedback regarding year 1 PFS and develop a plan for year 2 PFS.</p> <p>Marijuana Campaign: During this quarter, the online I-Base survey was completed. I-Base survey was used to test campaign name, message development, media platform testing, etc. It was determined that the peer crowd with the highest marijuana use prevalence and acceptance is those who identify with the hip-hop community. Interventions and social branding campaign will be developed specifically to reach this peer crowd.</p>
<p>Assessment of community readiness to act</p>	<p>During the January 1, 2019 - March 31, 2019 time period, Healthy Communities Coalition (Lyon, Mineral, Storey) conducted research on the implementation of the social host law in the service area. Also, HCC is identifying necessary information to disseminate about Handle with Care Training. This includes identifying the training's main points and the target audience for the training. A survey was developed to administer to youth participants in substance abuse prevention education. This survey will ask youth to self-identify their change in knowledge about substance use throughout the program.</p>
<p>Assessment of community risk and protective factors/causal factors</p>	<p>During the January 1, 2019 - March 31, 2019 time period, Churchill Community Coalition and PFS staff prepared for the Coalition's Annual Community Adult Survey, which is held throughout the coalition and community summer events, two traditional, standing community sites, and posted on the Coalition's website. Through the Resource Liaison (RL) program, in the middle and high schools, RLs are continually collecting data on youth risk factors, substance use, perception of harm, and other contributing and associated factors, influences, beliefs, perceptions and actions related to substance use and their sustenance. These data are collected from the youth in classrooms, through written, and verbal (informal interviewing) methods, and are utilized in continual assessment and education planning.</p>
<p>Assessment of community risk and protective factors/causal factors</p>	<p>During the January 1, 2019 - March 31, 2019 time period, Healthy Communities Coalition (Lyon, Mineral, Storey) conducted research on social host law implementation in Lyon County looking at if and how the social host law is being implemented. The Coalition also identified necessary information to disseminate about Handle with Care Training. The Coalition worked to identify the main points from the training to share, and who the target audience will be for the information. HCC developed a survey to give to youth participating in substance use prevention education sessions and activities. This survey will ask youth to self-identify their change in knowledge about substance use throughout the program.</p>

Assessment of the magnitude of substance abuse related problems (consumption/consequences)	During the April 1, 2019 - June 30, 2019 time period JTNN (Join Together Northern Nevada, Washoe County) an assessment of data from the first year of Botvin LifeSkills training to determine schools to be approached for the 2019/2020 school year.
--	---

**Barriers/Challenges**

Name	Description	TA Requested	TA Request Date	Additional Description
Other - Environmental Scan for Social Host LAws	During the July 1, 2019 - September 29, 2019 time period, PACT Coalition (Clark) continued conversations between staff at Las Vegas Metro Police Department Office of Community Engagement and PACT's Deputy Director. Conversations were in support of a local, environmental scan to determine if the NRS was being cited in regards to social host laws. In year 1, PACT's goal was to determine if NRS was cited, reasons why and if any interest for collaboration existed. The next step was to use this data to guide the activities for future years. PACT has successfully worked with Metro in the past. The intent was to have Metro be the "middle man" and help connect PACT to the appropriate individuals within law enforcement agencies in the City of Las Vegas, North Las Vegas, Henderson, and unincorporated Clark County. However, due to new staff in positions, this project was delayed and ultimately denied	No		

## Capacity

### Membership

Name	Title	Organization	Date Joined	Member Type	Sector	Status	Date Exited
Roseann Hogan, Ph.D	President	The Leading Edge	06/20/2019	Evidence-Based Practices Workgroup	Research/Evaluation	Active	
Alyssa O'Hair	Senior Manager	CASAT	07/17/2019	Evidence-Based Practices Workgroup	Research/Evaluation	Active	
Eric Ohlsen	Grants Manager	Washoe School District	07/17/2019	Evidence-Based Practices Workgroup	School(s)/school districts	Active	
Laura Oslund	Director	PACE Coalition	07/17/2019	Evidence-Based Practices Workgroup	Other (not listed)	Active	
Linda Lang	Director	Nevada Statewide Coalition Partnership	07/17/2019	Evidence-Based Practices Workgroup	Other (not listed)	Active	
Diane Anderson	Director	CARE Coalition	07/17/2019	Evidence-Based Practices Workgroup	Other (not listed)	Active	
Mary Cannizzaro	Associate Director	CARE Coalition	07/17/2019	Evidence-Based Practices Workgroup	Other (not listed)	Active	
Mary Beth Chamberlain	Associate Director	Churchill Community Coalition	07/17/2019	Evidence-Based Practices Workgroup	Other (not listed)	Active	
Jennifer Delett-Synder	Director	Join Together Northern Nevada	07/17/2019	Evidence-Based Practices Workgroup	Other (not listed)	Active	
Jamie Ross	Director	PACT Coalition	07/17/2019	Evidence-Based Practices Workgroup	Other (not listed)	Active	
Dr. Darcy Davis	DBPH	SAPTA	07/17/2019	Evidence-Based Practices Workgroup	Substance use disorder treatment	Active	
Eric Ohlson	Grants Manager	Washoe County School District	11/05/2015	Epidemiological Outcomes Workgroup	School(s)/school districts	Active	
Ihsan Azzam	Chief Medical Office	Department of Health and Human Services	04/29/2016	Epidemiological Outcomes Workgroup	Public health department	Active	
Ingrid Mburia	Assistant Professor	University of Nevada Reno	04/29/2016	Epidemiological Outcomes Workgroup	School(s)/school districts	Active	
James Kuzhippala	Community Health Sciences Instructor	Truckee Meadows Community College	04/27/2017	Epidemiological Outcomes Workgroup	School(s)/school districts	Active	
Jennifer DeLett-Snyder	Director	Join Together Northern Nevada	11/05/2015	Epidemiological Outcomes Workgroup	Other (not listed)	Active	
John Fudenberg	Coroner	Clark County Coroners Office	10/19/2017	Epidemiological Outcomes Workgroup	State/Tribe/Jurisdiction agency	Active	

Kathryn Barker	Senior Epidemiologist	Southern Nevada Health District	08/16/2017	Epidemiological Outcomes Workgroup	Other (not listed)	Active	
Pauline Salla	Juvenile Justice Specialist	Nevada Division of Child and Family Services	11/05/2015	Epidemiological Outcomes Workgroup	Behavioral health department/division	Active	
Richard Egan	Statewide Suicide Prevention Trainer	Department of Public and Behavioral Health	07/29/2016	Epidemiological Outcomes Workgroup	Behavioral health department/division	Active	
Stephanie Asteriadis-Pyle	Project Manager	CASAT	01/29/2016	Epidemiological Outcomes Workgroup	Public health department	Active	
Judy Henderson	Training Coordinator	Nevada Coalition to End Sexual and Domestic Violence	01/18/2018	Epidemiological Outcomes Workgroup	Public health department	Active	
Trey Delap	Director	Group Six Partners	04/27/2017	Epidemiological Outcomes Workgroup	Other (not listed)	Active	
Wei Yang	Executive Director	Nevada Center for Survey's	11/05/2015	Epidemiological Outcomes Workgroup	School(s)/school districts	Active	
Yehn Long	Program Administration	NV Board of Pharmacy	12/21/2016	Epidemiological Outcomes Workgroup	Health care professionals	Active	
Ying Zhang	Senior Scientist	Southern Nevada Health District	12/21/2016	Epidemiological Outcomes Workgroup	Research/Evaluation	Active	

### Advisory Council and Other Workgroup Meetings

Meeting Type	Meeting Name/Topic	Meeting Date	Uploaded File
EOW	Nevada SEW	02/14/2019	<a href="#">SEW Bylaws and Meeting Minutes 2-14-19.pdf</a>
Evidence-Based Practices Workgroup	EBP Planning, Form Piloting, Coalition Sub-Committee Report	08/27/2019	<a href="#">27Aug2019EBPMinutes.doc</a>
Evidence-Based Practices Workgroup	Work Group Structure, Definitions Approval; Pilot Forms, Sub-Committee Reports	09/25/2019	<a href="#">25Sep2019EBPMinutes.doc</a>
Evidence-Based Practices Workgroup	Kickoff & Update on EBP Committee	07/17/2019	<a href="#">17Jul2019EBPWorkgroupCommunication.doc</a>
Evidence-Based Practices Workgroup	Annual Agenda Setting	10/30/2019	<a href="#">30Oct2019EBPMinutes.doc</a>

### Grantee Funding Resources

Source of Funding/Resources	Did the grantee use the funding stream for program priorities in your communities?
SAMHSA Partnerships for Success (PFS)	Yes

### Training and Technical Assistance (TA)

Training/TA Name:



Status:  
 Brief Description:  
 Topics:  
 Source of Assistance:  
 Was Training Timely:

Begin Date:  
 Additional Description:  
 Delivery Mechanism:  
 Was Training Effective:

**Accomplishments**

Name	Description
Convening leaders and stakeholders	During the April 1, 2019 - June 30, 2019 time period, Partnership Carson City (PCC) continued working with the Carson City Sheriff's Office, Boys and Girls Club of Western Nevada, Carson High School, and Juvenile Probation.
Convening leaders and stakeholders	During the April 1, 2019 - June 30, 2019 time period, the PACE Coalition (Elko, Eureka, White Pine) held Coalition meetings on the first Tuesday of each month in Elko, and in West Wendover and Ely on the second Tuesday of the month. Ongoing informational e-mails are sent through the Coalition's list serve. The Executive Director and Prevention Coordinator have been in contact with local law enforcement agencies in the three county service area regarding any needs that arise. The Eureka County Sheriff's Department has requested that planning meetings be held in Eureka beginning in June 2019.
Convening leaders and stakeholders	During the January 1 - March 31, 2019 time period, PACE Coalition (Elko, Eureka, White Pine) convened monthly coalition meetings- usually the first Tuesday of every month and second Tuesday of the month in West Wendover and Ely. Ongoing informational e-mails to were sent coalition's list serve. The Executive Director and Prevention Coordinator have been in contact with local law enforcement agencies in the three counties regarding any needs in their service areas. A Sheriff's Deputy has requested planning meetings in Eureka County beginning in June 2019.
Convening leaders and stakeholders	During the January 1, 2019 - March 31, 2019 time period, PFS staff attended Churchill Community Coalition Board of Directors meetings to update the members on the status of the PFS subgrant with SAPTA.
Description of necessary infrastructure development	<p>During the April 1, 2019 - June 30, 2019 time period, JTNN (Join Together Northern Nevada, Washoe County) hired three new staff members in Botvin LifeSkills Training for implementation in the fall of 2019.</p> <p>One staff member is a member of the Washoe Regional Behavioral Health Policy Board and attends monthly meetings, occasionally making presentations. One staff member also attends the monthly county Drug Task Force meeting.</p> <p>One JTNN staff member participated in The Parent Project training in order to become a facilitator. JTNN hired an additional staff member who is trained in delivering The Parent Project.</p>

Developing relationships among stakeholders

During the January 1, 2019 - March 31, 2019, Nye Communities Coalition (Esmeralda, Lincoln, Nye) completed the following:

The NyECC Director has been maintaining relationships with law enforcement during the quarter through other projects. It is the intent of NyECC to use law enforcement across the three counties to assist with information for the environmental scans.

NyECC staff meets weekly with Nye County Sheriff Office representatives to identify areas of current and future collaborations, including this project.

The NyECC Director has attended the January and March Lincoln County Coalition meetings as well as the March Tonopah Coalition Meeting. Additionally, the NyECC Director participated in the January, February, and March General Coalition meetings in Pahrump. The purpose is to engage partners that will be leveraged to support activities of this project, including environmental scans and Safe Voice promotion.

Frontier Coordinator attended the Smokey Valley monthly meetings in January and March.

Developing relationships among stakeholders

During the July 1, 2019 - September 29, 2019 time period, PACT Coalition (Clark) accomplished the following: July, PACT Executive Director and PACT Training Manager along with six community partners, two are teachers at Sig Rogich Middle School, attended the CADCA Mid-Year Training. This 4-day conference was a great way to collaborate with the school staff and begin to develop an implementation plan for the Youth Team being started this school year.

On July 2., the PACT Deputy Director and Grants Coordinator participated in a phone meeting to learn more about an evidence-based youth prevention program focused on alcohol: Ask to Listen Learn. PACT staff met with Jasmine Murray.

On July 23, the PACT Deputy Director participated in the Curriculum/CEU Committee to determine training appropriate to provide Prevention Specialists across the state. This committee reviews and approves trainings that will contribute towards required hours to maintain Prevention Specialist certification.

On August 20, the PACT Deputy Director participated in the Curriculum/CEU Committee to determine training appropriate to provide Prevention Specialists across the state. This committee reviews and approves training that will contribute towards required hours to maintain Prevention Specialist certification.

On August 20, the PACT Executive director and grantee from Nevada Partners attended CASAT's Evidence-Based Practices Training put on by Alyssa O'Hare.

On August 23, the PACT Executive Director and Deputy Director participated in a phone call with Dept. of Public Safety to establish an account to do background checks through the state and federal databases, specific to employees who will work with the Youth Team.

On July 11, the PACT Executive Director participated in the Mission High Advisory Council. During this meeting, a plan was created to increase youth involvement.

On August 7, the Executive Director attended the Workforce Connections meeting. This is a new partnership for PACT! Discussions involved job placement for the youth who were experiencing substance use disorder and prevention of SUD.

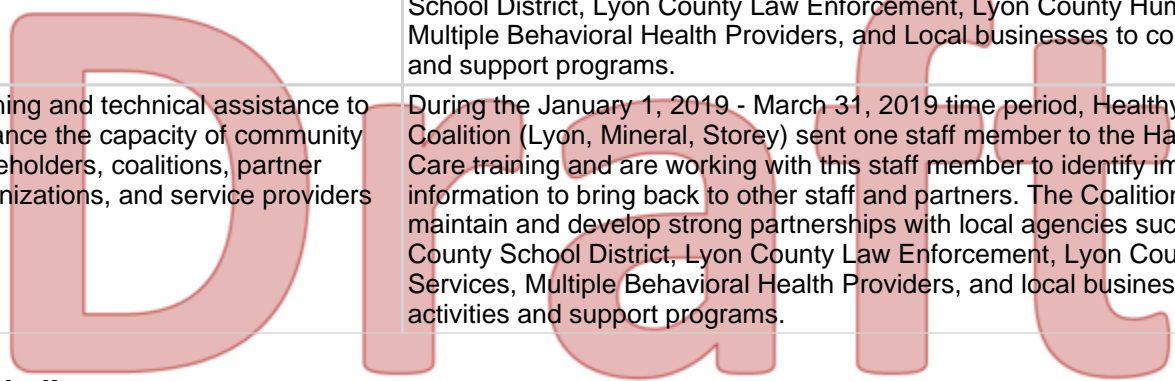
On August 7, the PACT Executive Director met with Pathways to discuss youth truancy and the complex, underlying causes that often entail.

On August 12, the PACT Executive Director and Deputy Director met with the City of Las Vegas representatives to discuss the two VISTA members serving at the City. These two VISTA members are working to identify community gaps/needs and begin marijuana prevention efforts.

On August 27-29, 2019, the PACT Executive Director, Deputy Director and Training Manager attended the National Prevention Network Training Workshops.

Marijuana Campaign: The first component of this project was research to understand the need and approach to reach teens who use marijuana/cannabis. Increased capacity in terms of skills, message development, outreach strategies, campaign resonance, and knowledge was achieved.

<p>Planning for sustaining the infrastructure</p>	<p>During the January 1, 2019 - March 31, 2019 time period, Healthy Communities Coalition (Lyon, Mineral, Storey) sent one staff member to the Handle With Care training and are working with this staff member to identify important information to bring back to other staff and partners. HCC continues to maintain and develop strong partnerships with local agencies such as the Lyon County School District, Lyon County Law Enforcement, Lyon County Human Services, Multiple Behavioral Health Providers, and Local businesses to conduct activities and support programs.</p>
<p>Training and technical assistance to enhance the capacity of community stakeholders, coalitions, partner organizations, and service providers</p>	<p>During the January 1, 2019 - March 31, 2019 time period, Healthy Communities Coalition (Lyon, Mineral, Storey) sent one staff member to the Handle With Care training and are working with this staff member to identify important information to bring back to other staff and partners. The Coalition continued to maintain and develop strong partnerships with local agencies such as the Lyon County School District, Lyon County Law Enforcement, Lyon County Human Services, Multiple Behavioral Health Providers, and local businesses to conduct activities and support programs.</p>



**Barriers/Challenges**

Name	Description	TA Requested	TA Request Date	Additional Description
<p>Difficulties getting buy-in from partnering agencies</p>	<p>According to the PACT Coalition (Clark), It is difficult to bring programming into the schools. First, relationships must be cultivated and a foundation of trust established. PACT has been able to get “a foot in the door” at Sig Rogich Middle School through two teachers interested in supporting prevention efforts. PACT is excited to be starting a Youth Team and bring prevention advocates onboard with the PACT mission. To start, PACT must rely on the two teachers at Sig Rogich Middle School. It is a precarious relationship as we are just beginning the implementation stage. PACT is working to maneuver this relationship successfully.</p> <p>Originally, the expectation was to start about 2 weeks into the school year; however, the start date has been moved to October 2019. PACT intends to meet weekly with the Youth Team.</p>	<p>No</p>		

## Planning

### Accomplishments

Name	Description
Identification/coordination/allocation of resources	During the April 1, 2019 - June 30, 2019 time period, the PACE Coalition (Elko, Eureka, White Pine) reached out to the communities to raise awareness of the needs and the desire to help provide services where needed. Making Choices presentations were offered by Prevention Coordinator and the parents of Payton Schweer. Payton's life was cut short on February 24, 2017 due to alcohol poisoning. His family is using this tragedy to increase awareness on a subject that is not often in the forefront of high school students' minds. The presentation consists of a summary of Payton's life and his death as the result of poor choices regarding alcohol. The Coalition's part of the presentation highlights key ATOD facts and data (alcohol, marijuana, other drug use) from the Coalition's catchment area as reflected in the 2017 YRBS.. A listing of community resources was provided to each student and/or family member which was found in the brochure, along with the number for SafeVoice.
Identification/coordination/allocation of resources	During the January 1, 2019 - March 31, 2019 time period, Healthy Communities Coalition (Lyon, Mineral, Storey) worked on of supporting, expanding and creating a multi-tiered, community-based system for the prevention of youth initiation in ATOD (Alcohol, Tobacco and Other Drugs) use as well as the identification of high-risk youth and families to provide rapid response treatment and support. Through this scope of work, HCC plans to increase youth knowledge and ability to avoid ATOD initiation, additionally under this scope of work HCC plans to increase social host law awareness among parents and law enforcement, and Increases combined capacity of the school, law enforcement and community agencies to identify and address at risk youth and families.
Identification/coordination/allocation of resources	During the January 1, 2019 - March 31, 2019 time period, PACE Coalition (Elko, Eureka, White Pine) increased outreach to other communities. Raising awareness of the needs and the desire to help provide services where needed. Making Choices presentations were done by PACE Coalition Prevention Coordinator, Joey Schweer, and Jasmine Casey, parents of Payton Schweer. Payton's life was cut short on February 24, 2017 due to alcohol poisoning and the family is choosing to use this tragedy to shine the light on a subject that is not often in the forefront of students' minds. The presentation consists of a summary of Payton's life and his death as the result of poor choices that were made regarding alcohol. PACE's portion of the presentations was to highlight key ATOD facts and data (alcohol, marijuana, other drug use) from the PACE's coverage area of Elko, Eureka, and White Pine Counties as reflected by the 2017 YRBS information. A listing of community resources was provided to each student and/or family member which was found in the brochure, along with the number for SafeVoice.

<p>Identification/coordination/allocation of resources</p>	<p>During the July 1, 2019 - September 29, 2019 time period accomplished the following: On July 5,,the PACT Executive Director and Grant Coordinator met to review the scope of work and budget to ensure PACT successfully completed the PFS grant. Due to the grant being executed 4.5 months into the program year, a budget amendment was needed as well as an adjustment of the scope of work.</p> <p>On July 12, the PACT Deputy Director and Deputy Director met again to discuss needed changes to the budget and scope of work.</p> <p>On July 31, the PACT Deputy Director submitted an amendment request to be able to accomplish the Scope of Work and Budget spend down.</p> <p>On July 8, the PACT Executive Director and Deputy Director participated in the SAPTA Prevention Call that occurs between the state and the coalitions each month.</p> <p>On July 9, the Youth coalition meeting was held.</p> <p>On July 12, the PACT Deputy Director and Deputy Director met again to discuss needed changes to the budget and scope of work.</p> <p>On August 12, the PACT Executive Director and Deputy Director participated in the SAPTA Prevention Call that occurs between the state and the coalitions each month.</p> <p>On September 5, the Grants Manager arranged a meeting to discuss the promotion plan for the Legislative Update on September 18 among PACT staff. A total of five staff attended.</p> <p>On September 9, the PACT Executive Director and Deputy Director participated in the SAPTA Prevention Call that occurs between the state and the coalitions each month.</p> <p>Marijuana Campaign: Southern Nevada Health District staff and the Behavioral Change Agency held eight planning meetings to determine the goals and objectives of the project. It was determined that a social brand should be created that teens will identify with to deliver our substance-free (marijuana/ cannabis free) message.</p>
<p>Involvement of public and private service systems in planning</p>	<p>During the April 1, 2019 - June 30, 2019 time period, JTNN (Join Together Northern Nevada, Washoe County) facilitated the Washoe County Drug Endangered Children Alliance. The DEC Alliance continued to work on developing a local DEC protocol with language from SB80 – the Handle With Care bill. Staff met with the Sparks PD Chief, Reno PD Deputy Chief, Reno Mayor, and Washoe County Sheriff to secure partnerships for implementing Handle with Care.</p> <p>Staff began recruiting parents to participate in the first Parent Project program at JTNN.</p> <p>Staff updated the beverage server training curriculum and submitted to the state for re-certification.</p> <p>Staff developed a physician education program to be delivered to prescribers and other healthcare providers. Topics include alcohol and marijuana impact on youth.</p> <p>Three public service announcements and two billboards were created for distribution.</p>

Involvement of public and private service systems in planning	During the July 1, 2019 - September 29, 2019 time period, the Jayda youth team held meetings to plan an open house for the school, a parent letter, a social media page for the students, and a holiday party. Creating a marijuana presentation was also discussed during the quarter.
Planning for sustaining the infrastructure	During the April 1, 2019 - June 30, 2019 time period, Partnership Carson City (PCC), conducted planning activities and meetings with the Steering Committee that helps guide the direction of prevention measures.
Planning for sustaining the infrastructure	During the January 1, 2019 - March 31, 2019 time period, CARE Coalition (Clark) began developing the community's capacity to engage in a prevention effort involves mobilizing the human, organizational, and financial resources necessary, and then providing the appropriate training and technical assistance so that the community has the knowledge and skills to plan and do the work.

**Barriers/Challenges**

Name	Description	TA Requested	TA Request Date	Additional Description

## Disparities

### Population(s) Experiencing the Disparity

ALL

Plan Status:

	Plan		Actual	
	Directly Serve	Indirectly Reach	Directly Served	Indirectly Reached

No Entries for this category.

### Focus and Data Gaps

**What steps did you take to ensure that high-need communities are focusing on the identified disparate subpopulation(s)?**

**Describe any data gaps you identified related to the disparate or subpopulation(s). Please be specific. If no data gaps currently exist, please enter "n/a" for not applicable.**

**For any data gaps described above, please explain how you are addressing the gaps. If you had none, please enter "n/a" for not applicable.**

### Access to Prevention Efforts

**Briefly describe the specific strategies implemented to address behavioral health disparities in your high-need community(ies). Include any information on how you, as the grantee, are supporting its/their progress.**

**If you used a planning model, please briefly describe the model you are using and how you are ensuring your high-need community(ies) integrated it into its/their approach to addressing behavioral health disparities. If you did not use a planning model, enter "n/a" for not applicable. Note: you will report general updates in the Implementation section, anything reported here should be specific to behavioral health disparities.**

**From the list below, please select the strategies you developed and implemented to ensure that your high-need communities understand and are using the National CLAS Standards.**

**How are communities documenting and monitoring use of National CLAS Standards?**

### Use and Reach of Prevention Efforts

**How do you monitor the efforts related to addressing behavioral health disparities at the community level?**

**What are your data collection processes related to behavioral health disparities data?**

**How are you determining the accuracy of numbers directly served and numbers indirectly reached for and high-need community?**



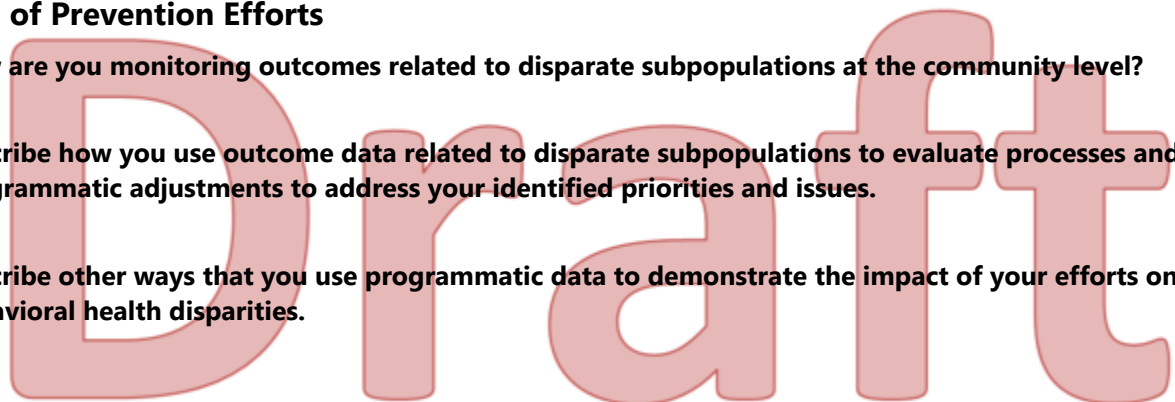
**How are you helping communities use their data to address the identified behavioral health disparities?**

**Outcomes of Prevention Efforts**

**How are you monitoring outcomes related to disparate subpopulations at the community level?**

**Describe how you use outcome data related to disparate subpopulations to evaluate processes and/or make programmatic adjustments to address your identified priorities and issues.**

**Describe other ways that you use programmatic data to demonstrate the impact of your efforts on reducing behavioral health disparities.**



**Accomplishments**

Name	Description
<p>ALL: Ensured the involvement of population(s) experiencing substance abuse-related behavioral health disparities in assessment, capacity building, planning, implementation, evaluation, or dissemination efforts</p>	<p>During the January 1, 2019 - March 31, 2019 time period, the Nye Communities Coalition (Esmeralda, Lincoln, Nye) accomplished the following:</p> <p>The NyECC Director and Frontier Coordinator are making efforts to engage outlying rural frontier communities across the three counties. Through these partnerships, these rural frontier communities can be best served with this project.</p> <p>Translation services are available by NyECC for individuals who are Spanish speaking or hearing impaired.</p>
<p>ASSESSMENT: Defined disparate population(s) (race, ethnicity, sex, LGBTQ)</p>	<p>During the January 1, 2019 - March 31, 2019 time period, Healthy Communities Coalition (Lyon, Mineral, Storey) used CHWs (Community Health Workers) to identify and assist community members overcome health disparities.</p>
<p>IMPLEMENTATION: Ensured that implemented interventions were specific to behavioral health disparities of disparate and high-need subpopulation(s)</p>	<p>During the April 1, 2019 - June 30, 2019 time period, Partnership Carson City (PCC) connected with the Latino regarding substance education through partnerships with Latino groups in Carson City.</p>
<p>IMPLEMENTATION: Increased access to substance abuse prevention services to disparate population(s) (race, ethnicity, SES, other)</p>	<p>During the January 1, 2019 - March 31, 2019 time period, Churchill Community Coalition disseminated I Am One of 365 marijuana and other drug prevention education at the Fallon Paiute Tribal Clinic to 40 participants. In addition, Defining the Norm information was disseminated to 80 persons at the New Life Center. The program features adult education on youth alcohol and marijuana use prevention, and counteract the youth rite of passage associated with youth use of these substances.</p>
<p>IMPLEMENTATION: Increased access to substance abuse prevention services to disparate population(s) (race, ethnicity, SES, other)</p>	<p>During the January 1, 2019 - March 31, 2019 time period, Healthy Communities Coalition (Lyon, Mineral, Storey) used Community Health Workers to identify health disparities.</p>

<p>IMPLEMENTATION: Increased access to substance abuse prevention services to disparate population(s) (race, ethnicity, SES, other)</p>	<p>During the January 1, 2019 - March 31, 2019 time period, PACE Coalition used Bilingual Community Health worker staff to provide assistance to the Hispanic population. PACE Board Members with diverse backgrounds made great contributions to serving disparate populations. Other member includes representatives that are school social workers, DUI school instructors and law enforcement. Increased outreach to outlying areas to include Native American communities who requested information and trainings. Brochures were distributed during meetings and community events. Spanish language materials are available on site and in the Resource Library. PACE has again partnered with the White Ribbon Campaign for 2018-2019 to provide outreach and information on gender based domestic violence network in the Hispanic community. Increased activities with veteran's services in the three counties serving the veteran population when and where it is best suited for them.</p>
<p>IMPLEMENTATION: Increased availability of substance abuse prevention services to disparate population(s) (race, ethnicity, sex, LGBTQ)</p>	<p>During the April 1, 2019 - June 30, 2019 time period, the PACE Coalition (Elko, Eureka, White Pine) had bilingual Community Health worker staff on site. Spanish language materials are available on the web site and in the Coalition Resource Library. A total of 14 translations services were provided. PACE has again partnered with White Ribbon Campaign for 2018-2019 providing outreach and information on gender based domestic violence network in the Hispanic community. Increased programs and activities serving the veteran population when and where it is best suited for this group. : Bilingual Community Health worker staff provides assistance to Hispanic population. PACE board members with diverse backgrounds make great contributions to serving disparate populations. Other members includes representatives that are school Social Workers, DUI school instructors and law enforcement. Increased outreach to outlying areas including Native American communities who requested information and trainings. Brochures are distributed during meetings and community events.</p>

**Barriers/Challenges**

Name	Description	TA Requested	TA Request Date	Additional Description

## Implementation

### Subrecipient Progress

Subrecipient	Description

### Promising Approaches and Innovations

Name	Description	Subrecipient

### Accomplishments

Name	Description
Developed effective stakeholder partnerships (e.g., between state agencies, and community and partner organizations)	<p>During the April 1, 2019 - June 30, 2019 time period, JTNN (Join Together Northern Nevada, Washoe County) staff attended the Washoe County Community Policing event to provide information about marijuana.</p> <p>JTNN sponsored Jermaine Galloway, Tall Cop, to present information to community members about marijuana and drug trends.</p> <p>JTNN continues to facilitate an Environmental Strategies meeting and Marijuana Committee. The Environmental Strategies meeting is a place at which compliance issues are reviewed. Two compliance checks were completed during this period. During May 19 businesses were checked with four failures. All failing establishments received a follow-up visit. In June 19 business were checked with five failures. All failing establishments received a follow-up visit. In addition, JTNN worked with the Reno Police Department to visit an establishment that was allowing high school students into the bar on Thursday evenings. Law enforcement spoke with the owner, and the owner is making small steps to change business practices. The Marijuana Committee has created a subcommittee to focus on maternal marijuana use and the impact on babies and youth.</p>

<p>Developed effective stakeholder partnerships (e.g., between state agencies, and community and partner organizations)</p>	<p>During the July 1, 2019 - September 29, 2019 time period. PACT Coalition (Clark) PACT disseminated 13 social media posts across both Facebook and Twitter that related to alcohol, marijuana, and stimulants. To increase reach, Facebook posts were boosted. Overall, 2,309 people were reached with 114 engaging with the prevention posts.</p> <p>On August 3, the PACT Grants Coordinator attended a Back to School Resource Fair at the Silver Mesa Community Center. Information, pamphlets and flyers regarding marijuana, alcohol, and stimulants were distributed to 500 individuals.</p> <p>On August 14, the PACT Deputy Director and Training Manager worked a prevention booth containing alcohol, marijuana, and stimulant prevention materials at the Sig Rogich Middle School open house. Over 1,000 parents attended. 100 flyers promoted for the Youth Team were distributed to parents and middle school youth.</p> <p>On September 21, the PACT Training Manager and Deputy Director attended the Foundation for Recovery Rally. A prevention booth was hosted. PACT provided pamphlets and prevention information on marijuana, alcohol, and stimulants. About 300 people were reached.</p> <p>Throughout the quarter, PACT continued the Taxi Ads Campaign with the “legal doesn’t mean safe” campaign. The campaign focuses on reducing the risk associated with legal substances such as alcohol, marijuana and prescription stimulants and youth. Youth report low perception of harm regarding these substances.</p> <p>Marijuana Campaign: Using data from Southern Nevada teens who complete the I-Base survey, SNHD staff and contractor Rescue, The Behavioral Change Agency created culturally and linguistically tailored media messages to reach the peer crowd most at risk. This media includes a peer crowd introduction video, an educational message package for use on Instagram and Facebook. In addition, a webpage (<a href="http://vergenv.org">vergenv.org</a>) was created and launched.</p>
<p>Grantee-level interventions being implemented</p>	<p>During the April 1, 2019 - June 30 time period, Partnership Carson City (PCC) implemented several strategies. On April 12, 15 people at four locations were randomly asked to purchase alcohol for minors through a community awareness program known as Shoulder Taps. No alcohol was purchased for minors and no citations were issued. This effort is in partnership with Carson City Sheriff’s Office. This community strategy is evidence based and is a way to compile and collect data on community awareness and understanding of local ordinances.</p> <p>On April 2, the Prevention Plus marijuana presentation was offered to Carson High School students. This is a mandated program provided by PCC to Carson High School athletes and their parents for the participation in extracurricular activities. Students participating in extracurricular activities must attend the Prevention Plus presentation.</p>

<p>Grantee-level interventions being implemented</p>	<p>During the April 1, 2019 - June 30, 2019 time period, the PACE Coalition (Elko, Eureka, White Pine) continued raising awareness and collaboration with other agencies and organizations regarding underage drinking and marijuana use in the catchment area:</p> <ul style="list-style-type: none"> <li>o Approximately 80 Alcohol, Underage drinking, and Marijuana Messages</li> <li><input type="checkbox"/> One Permanent Banner on PACE Website (Over 100,000 hits)</li> <li><input type="checkbox"/> 21 Facebook posts on PACE page</li> <li><input type="checkbox"/> One Radio ad in Elko</li> <li><input type="checkbox"/> Seven Billboards throughout the three-county area</li> <li><input type="checkbox"/> Four web-based ads through Chamber of Commerce member's register with a monthly average of 350,000 member exposures with 600 unique exposures.</li> <li><input type="checkbox"/> 14 print ads on Website- 2nd quarter: 139,047 hits</li> </ul> <p>o Ely Health Fair, Elko Youth Transition Summit, Southside Spring Festival, Northside Health Fair, and Flagview Carnival-Approximately 1,350 attendees exposed to messaging</p>
<p>Grantee-level interventions being implemented</p>	<p>During the January 1, 2019 - March 31, 2019 time period, PACE Coalition (Elko, Eureka, White Pine) continued raising awareness and collaboration with other agencies and organizations on concerns with underage drinking and marijuana in the service area:</p> <ul style="list-style-type: none"> <li>o A total of 41 Alcohol, Underage drinking, and Marijuana Messages</li> <li><input type="checkbox"/> 1 Permanent Banner on PACE Website (113,281 hits)</li> <li><input type="checkbox"/> 21 Facebook posts on PACE page</li> <li><input type="checkbox"/> 2 Radio ads on radio in Elko</li> <li><input type="checkbox"/> 8 Billboards throughout tri-county area</li> <li><input type="checkbox"/> 5 web-based ads including ones through Chamber of Commerce member's register with a monthly average of 295,208 member exposures with 450 unique exposures.</li> <li><input type="checkbox"/> 4 print ads</li> </ul> <p>o Website- 1st quarter: 113,281 hits</p> <p>o Ruby Radio Health and Fitness Fair-Approximately 1,400 attendees exposed to messaging</p> <p>o Carlin STEM Fair-222 attendees exposed to messaging.</p> <p>o Elko County STEM Fair-Approximately 400 attendees exposed to messaging</p> <p>o Sage Elementary Health Fair-Approximately 200 attendees exposed to messaging</p>
<p>Grantee-level interventions being implemented</p>	<p>During the January 1, 2019 - March 31, 2019 time period, Churchill Community Coalition staff offered the Too Good For Drugs program at three elementary schools in the service area. The Morning Mindfulness program was also offered. Pre- and post surveys were conducted in the upper grades. Approximately 200 students were reached through the eight lessons.</p>
<p>Grantee-level interventions being implemented</p>	<p>During the January 1, 2019 - March 31, 2019 time period, Healthy Communities Coalition (Lyon, Mineral, Storey) has hosted several Stand Tall youth meetings during this quarter and has taken youth to the legislature to discuss with legislators the importance of regulation on vaping and tobacco in Nevada. HCC has participated in the Lyon County Opioid summit, focusing on the root causes of opioid use and how to address them.. Barriers: Our main barrier has been getting this work accomplished without funding.</p>
<p>Specific community-level interventions being implemented</p>	<p>During the January 1, 2019 - March 31, 2019 time period, Healthy Communities Coalition (Lyon, Mineral, Storey) hosted several Stand Tall youth meetings. Five groups have started in the service area, and meet weekly receiving educational sessions, prevention and knowledge on how to avoid licit and illicit drug use. Five groups which include four high school and one middle school are: Fernley High School – 10 meetings with an average student attendance of nine, Silver Stage Middle School eight meetings with an average student attendance of eight, Silver Stage High School eight meetings with an average student attendance of eight, Dayton High School seven meetings with an average student attendance of six, and Yerington High School seven meetings with an average student attendance of six.</p>

**Barriers/Challenges**

Name	Description	TA Requested	TA Request Date	Additional Description

Draft

## Evaluation

### Evaluation Report - Uploaded Document(s)

### Other Document - Uploaded Document(s)

### Accomplishments

Name	Description
Assess program effectiveness	During the April 1, 2019 - June 30, 2019 time period, Partnership Carson City (PCC) used tools to evaluate programs to provide the most accurate information.
Assess program effectiveness	During the April 1, 2019 - June 30, 2019 time period, the PACE Coalition (Elko, Eureka, White Pine) continued communication with the PFS evaluator retained by the Substance Abuse Prevention and Treatment Agency (SAPTA).
Assess program effectiveness	During the January 1, 2019 - March 31, 2019 time period, PACE Coalition (Elko, Eureka, White Pine) began communications with the PFS evaluator retained by the Substance Abuse Prevention and Treatment Agency (SAPTA). On-going communication will take place to insure correct program direction.
Assess program effectiveness	The Churchill Community Coalition began the evaluation of the Too Good For Drugs and the Mindfulness program. Data is being entered in the Coalition's data system for assessment.

### Barriers/Challenges

Name	Description	TA Requested	TA Request Date	Additional Description

## Sustainability

### Accomplishments

Name	Description
Leveraging funding and other resources to ensure sustainability of efforts	During the April 1, 2019 - June 30, 2019 time period, PACE Coalition (Elko, Eureka, White Pine) received Funds for a Healthy Nevada. Additional funding is being sought through Office of Traffic Safety and the STOP Grant. Fee-based Responsible Beverage Server Trainings are offered on a monthly basis and as requested. Wristband ID checks for community events are provided as needed. Fee Collections: PACE is working with other agencies and organizations to share resources and to find other avenues of sustainability and to expand to other areas. Increasing awareness of the Coalition's mission and vision in other areas. Fees: Responsible Beverage Server Training: \$175.00. Wristband ID checks: \$1,575.00. Donations: Total: \$1,930.00. Donations, \$750.00. Newmont Mining \$1,180.00.
Leveraging funding and other resources to ensure sustainability of efforts	During the January 1, 2019 - March 31, 2019 time period, Churchill Community Coalition's Evaluation & Sustainability Subcommittee is finalizing a sustainability plan, targeting community organizations/groups, foundations, local businesses, personal donations, and events.
Leveraging funding and other resources to ensure sustainability of efforts	During the January 1, 2019 - March 31, 2019 time period, Healthy Communities Coalition (Lyon, Mineral, Storey) HCC leveraged partnerships with organizations to reduce costs and increase access to programs. Additionally, HCC works to braid funding from various funding sources to support our projects such that, if funding is lost, the programs are able to continue functioning.
Leveraging funding and other resources to ensure sustainability of efforts	PACE Coalition (Elko, Eureka, White Pine) is receiving Funds for a Healthy Nevada funding for 2018-2019. Additional funding is being sought through Office of Traffic Safety and the STOP Grant. Fee-based Responsible Beverage Server Trainings is offered on a monthly basis and as requested. Wristband ID checks for community events are provided as needed. Fees: PACE is working with other agencies and organizations to share resources and to look for other avenues of sustainability and to expand to other areas. Involvement with other agencies and organizations and sharing of resources. Increasing awareness of the coalition's mission and vision in other areas. Fees: Responsible Beverage Server Training: \$250.00. Wristband ID checks: \$137.50. Donations: Total: \$1,436.00. Broken down: Donations, \$26.00. Newmont \$14,100.00.
Other - Coalition Staff Training	During the January 1, 2019 - March 31, 2019 quarter, the NyECC (Esmeralda, Lincoln, Nye) focused on maintaining relationships through coalition process, community building and community meetings. The maintenance of relationships is especially important in rural frontier communities that do not have a NyECC staff placed in the community. Consistent, regular engagement with these partners is crucial to successful programming.



Training grantee-level stakeholders and administrators on the importance of program activities

During the April 1, 2019 - June 30, 2019 time period, JTNN (Join Together Northern Nevada, Washoe County) staff and contractors provided training to 319 individuals during the quarter. Audience members included school personnel, law enforcement officers, physicians and youth. Trainings included:

Risk and protective factors for youth. The audience was law enforcement, Washoe County Health District staff, and community leaders. Attendance was 16 persons.

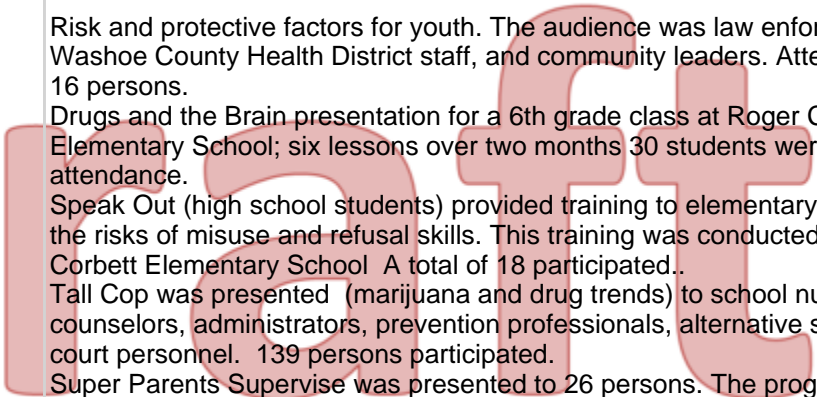
Drugs and the Brain presentation for a 6th grade class at Roger Corbett Elementary School; six lessons over two months 30 students were in attendance.

Speak Out (high school students) provided training to elementary students on the risks of misuse and refusal skills. This training was conducted at Roger Corbett Elementary School. A total of 18 participated.

Tall Cop was presented (marijuana and drug trends) to school nurses, counselors, administrators, prevention professionals, alternative sentencing and court personnel. 139 persons participated.

Super Parents Supervise was presented to 26 persons. The program is a presentation and discussion on how to recognize a child with substance abuse problems.

Marijuana and Natural Highs was presented to 90 youth and the Nevada Statewide Coalition Partnership Youth Camp.



**Barriers/Challenges**

Name	Description	TA Requested	TA Request Date	Additional Description

## Annual Outcomes

### Evidence-based Practices, Policies, and Programs

Did you or your subrecipients actively deliver any Prevention Interventions **Yes** that are evidence-based programs, policies or practices (EBPPP), during the last fiscal year?

#### Grantee Level Evidence-based Practices, Policies, and Programs (EBPPPs)

No Grantee Level data available

#### Subrecipient Level Evidence-based Practices, Policies, and Programs (EBPPPs)

#### Join Together Northern Nevada

##### Other - Parent Project

Was this EBPPP intervention actively implemented in this community prior to receiving funding for this grant? **Yes**

Target of the Intervention **Alcohol,  
Marijuana**

Number Served to Date **26**

Number Reached to Date **0**

#### Nye Communities Coalition

##### Social Host Liability

Was this EBPPP intervention actively implemented in this community prior to receiving funding for this grant? **Yes**

Target of the Intervention **Alcohol**

Number Served to Date **15**

Number Reached to Date **0**

#### Partnership Douglas County

##### Social Host Liability

Was this EBPPP intervention actively implemented in this community prior to receiving funding for this grant? **Yes**

Target of the Intervention **Alcohol**

Number Served to Date **37**

Number Reached to Date **0**

**Subrecipient(s) Totals**

Total Number Served to Date	Total Number Reached to Date	Total New EBPPP	Total EBPPP
<b>78</b>	<b>0</b>		<b>3</b>

**Community-Level Outcome Data**

**Survey Data**

Data Source Name: **YRBS**  
 Survey Items: **During the last 12 months, has anyone offered, sold, or given you an illegal drug on school property?**  
 Specified Substance: **Other - Illegal Drugs**  
 PFS Required Outcome Measure: **Other - During the last 12 months**  
 Are you reporting an exact PFS Required Outcome, an approved substitute PFS Required Outcome, or neither: **Exact PFS Required Outcome Measure**  
 Response Options: **Total: 5,157 Yes: 28.4% No: 71.6%**  
 Reported Outcome Description: **This is a statewide outcome of the 2017 YRBS survey data for high school students.**

**CARE Coalition**

Interview Type	<b>Baseline</b>				
Data Collection Date	<b>March 2017</b>				
Population Parameters	<b>Grade</b>	Grade(s)	<b>9,10,11,12</b>		
Other Sample Descriptors					
Description of Sampling Design	<b>Stratified Random Sample</b>				
Multiple Year Pooled Estimate	<b>No</b>				
Multiple Year Estimate Description					
Value Type	<b>Percentage</b>				
Calculated Value	<b>31.5</b>	Standard Error	<b>0</b>	Standard Deviation	<b>0</b>
Survey Item Valid N	<b>224</b>				
Comments					

**Frontier Community Coalition**

Interview Type	<b>Baseline</b>				
Data Collection Date	<b>March 2017</b>				
Population Parameters	<b>Grade</b>	Grade(s)	<b>9,10,11,12</b>		
Other Sample Descriptors					
Description of Sampling Design	<b>Stratified Random Sample</b>				
Multiple Year Pooled Estimate	<b>No</b>				

Multiple Year Estimate

Description

Value Type

**Percentage**

Calculated Value

**27.4**

Standard Error

**0**

Standard Deviation

**0**

Survey Item Valid N

**313**

Comments

**Healthy Communities Coalition**

Interview Type

**Baseline**

Data Collection Date

**March 2017**

Population Parameters

**Grade**

Grade(s)

**9,10,11,12**

Other Sample Descriptors

Description of Sampling Design

**Stratified Random Sample**

Multiple Year Pooled Estimate

**No**

Multiple Year Estimate Description

Value Type

**Percentage**

Calculated Value

**20.2**

Standard Error

**0**

Standard Deviation

**0**

Survey Item Valid N

**272**

Comments

**Join Together Northern Nevada**

Interview Type

**Baseline**

Data Collection Date

**March 2017**

Population Parameters

**Grade**

Grade(s)

**9,10,11,12**

Other Sample Descriptors

Description of Sampling Design

**Stratified Random Sample**

Multiple Year Pooled Estimate

**No**

Multiple Year Estimate Description

Value Type

**Percentage**

Calculated Value

**28.3**

Standard Error

**0**

Standard Deviation

**0**

Survey Item Valid N

**1264**

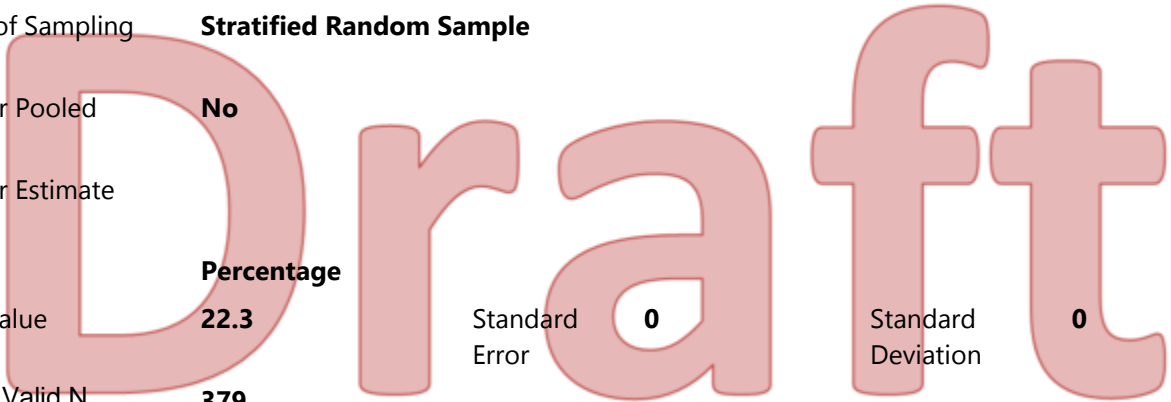
Comments

**Nye Communities Coalition**

Interview Type

**Baseline**

Data Collection Date	<b>March 2017</b>				
Population Parameters	<b>Grade</b>	Grade(s)	<b>9,10,11,12</b>		
Other Sample Descriptors					
Description of Sampling Design	<b>Stratified Random Sample</b>				
Multiple Year Pooled Estimate	<b>No</b>				
Multiple Year Estimate Description					
Value Type	<b>Percentage</b>				
Calculated Value	<b>22.3</b>	Standard Error	<b>0</b>	Standard Deviation	<b>0</b>
Survey Item Valid N	<b>379</b>				
Comments					



**PACT Coalition for Safe and Drug Free Communities**

Interview Type	<b>Baseline</b>				
Data Collection Date	<b>March 2017</b>				
Population Parameters	<b>Grade</b>	Grade(s)	<b>9,10,11,12</b>		
Other Sample Descriptors					
Description of Sampling Design	<b>Stratified Random Sample</b>				
Multiple Year Pooled Estimate	<b>No</b>				
Multiple Year Estimate Description					
Value Type	<b>Percentage</b>				
Calculated Value	<b>29.1</b>	Standard Error	<b>0</b>	Standard Deviation	<b>0</b>
Survey Item Valid N	<b>1640</b>				
Comments					

**Partners Allied for Community Excellence (PACE)**

Interview Type	<b>Baseline</b>				
Data Collection Date	<b>March 2017</b>				
Population Parameters	<b>Grade</b>	Grade(s)	<b>9,10,11,12</b>		
Other Sample Descriptors					
Description of Sampling Design	<b>Stratified Random Sample</b>				
Multiple Year Pooled Estimate	<b>No</b>				
Multiple Year Estimate Description					

Value Type	Percentage				
Calculated Value	<b>24.8</b>	Standard Error	<b>0</b>	Standard Deviation	<b>0</b>
Survey Item Valid N	<b>384</b>				
Comments	<b>Partnership Carson City</b>				

Interview Type	<b>Baseline</b>				
Data Collection Date	<b>March 2017</b>				
Population Parameters	<b>Grade</b>	Grade(s)	<b>9,10,11,12</b>		
Other Sample Descriptors					
Description of Sampling Design	<b>Stratified Random Sample</b>				

Multiple Year Pooled Estimate	<b>No</b>				
Multiple Year Estimate Description					
Value Type	Percentage				
Calculated Value	<b>26.1</b>	Standard Error	<b>0</b>	Standard Deviation	<b>0</b>
Survey Item Valid N	<b>253</b>				
Comments	<b>Reflects "yes" responses</b>				

<b>Partnership Douglas County</b>					
Interview Type	<b>Baseline</b>				
Data Collection Date	<b>March 2017</b>				
Population Parameters	<b>Grade</b>	Grade(s)	<b>9,10,11,12</b>		
Other Sample Descriptors					
Description of Sampling Design	<b>Stratified Random Sample</b>				
Multiple Year Pooled Estimate	<b>No</b>				
Multiple Year Estimate Description					
Value Type	Percentage				
Calculated Value	<b>30.2</b>	Standard Error	<b>0</b>	Standard Deviation	<b>0</b>
Survey Item Valid N	<b>189</b>				
Comments					

Survey Items: **During the past 30 days, how did you usually get the alcohol you drank?**

Specified Substance: **Alcohol**

PFS Required Outcome Measure: **Other - Method of obtaining alcohol**

Are you reporting an exact PFS Required Outcome, an approved substitute PFS Required Outcome, or neither: **Exact PFS Required Outcome Measure**

Response Options: **Bought in a store - 5.2% Bought at a restaurant, bar, or nightclub - 1.0% Bought at a public event - 1.2% Gave someone money to buy it - 10.9% Someone gave it to me - 42.6% I took it from the store / family member - 15.5% Some other way - 23.7%**

Reported Outcome Description: **This is the statewide result of the 2017 YRBS survey data for high school students..**

**CARE Coalition**

Interview Type	<b>Baseline</b>				
Data Collection Date	<b>March 2017</b>				
Population Parameters	<b>Grade</b>	Grade(s)	<b>9,10,11,12</b>		
Other Sample Descriptors	<b>YRBS Coalition Data</b>				
Description of Sampling Design	<b>Stratified Random Sample</b>				
Multiple Year Pooled Estimate	<b>No</b>				
Multiple Year Estimate Description					
Value Type	<b>Percentage</b>				
Calculated Value	<b>100</b>	Standard Error	<b>0</b>	Standard Deviation	<b>0</b>
Survey Item Valid N	<b>53</b>				
Comments	<b>In a store - 3.6%</b> <b>Bought it at a restuarant/bar/club - 0%</b> <b>Bought it at a public event - 0%</b> <b>Gave someone money to buy it for me - 7.5%</b> <b>Someone gave it to me - 50.1%</b> <b>Took it from a store or family member - 19.2%</b> <b>I got it another way - 19.4%</b>				

**Frontier Community Coalition**

Interview Type	<b>Baseline</b>				
Data Collection Date	<b>March 2017</b>				
Population Parameters	<b>Grade</b>	Grade(s)	<b>9,10,11,12</b>		
Other Sample Descriptors	<b>YRBS 2017 Coalition Edition</b>				
Description of Sampling Design	<b>Stratified Random Sample</b>				
Multiple Year Pooled Estimate	<b>No</b>				
Multiple Year Estimate Description					
Value Type	<b>Percentage</b>				
Calculated Value	<b>100</b>	Standard Error	<b>0</b>	Standard Deviation	<b>0</b>
Survey Item Valid N	<b>104</b>				

Comments  
**In a store - 4.9%**  
**Bought it at a restaurant/bar/club - 0%**  
**Bought it at a public event - 0%**  
**Gave someone money to buy it - 21.1%**  
**Someone gave it to me - 39.2%**  
**Took it from a store or family member - 5.7%**  
**I got it some other way - 29.1%**

**Healthy Communities Coalition**

Interview Type **Baseline**  
 Data Collection Date **March 2017**  
 Population Parameters **Grade** Grade(s) **9,10,11,12**  
 Other Sample Descriptors **YRBS Coalition Data - 2017**  
 Description of Sampling Design **Stratified Random Sample**

Multiple Year Pooled Estimate **No**

Multiple Year Estimate Description

Value Type **Percentage**

Calculated Value **100** Standard Error **0** Standard Deviation **0**

Survey Item Valid N **83**

Comments  
**In a store - 6.3%**  
**Bought it at a restaurant/club/bar - 0%**  
**Bought it at a public event - 1.4%**  
**Gave someone money to buy it for me - 25.3%**  
**Someone gave it to me - 36.4%**  
**Took it from a family member or store - 10.9%**  
**I got it some other way - 19.8%**

**Join Together Northern Nevada**

Interview Type **Baseline**  
 Data Collection Date **March 2017**  
 Population Parameters **Grade** Grade(s) **9,10,11,12**  
 Other Sample Descriptors  
 Description of Sampling Design **Stratified Random Sample**

Multiple Year Pooled Estimate **No**

Multiple Year Estimate Description

Value Type **Percentage**

Calculated Value **100** Standard Error **0** Standard Deviation **0**



Survey Item Valid N **298**

Comments  
**In a store - 5.6%**  
**Bought it a restaurant/bar/club - 1.8%**  
**Bought it at a public event - 2.7%**  
**Gave someone money to buy it for me - 9.6%**  
**Someone gave it to me - 40.9%**  
**Took it from a store or family member - 14.5%**  
**I got it some other way - 24.7%**

**Nye Communities Coalition**

Interview Type **Baseline**

Data Collection Date **March 2017**

Population Parameters **Grade** Grade(s) **9,10,11,12**

Other Sample Descriptors **YRBS Coalition Edition**

Description of Sampling Design **Stratified Random Sample**

Multiple Year Pooled Estimate **No**

Multiple Year Estimate Description

Value Type **Percentage**

Calculated Value **100** Standard Error **0** Standard Deviation **0**

Survey Item Valid N **80**

Comments  
**In a store - 2.0%**  
**Bought it a restaurant/bar/club - 1.8%**  
**Bought it a public event - 0%**  
**Gave someone money to buy it for me - 17.1%**  
**Someone gave it to me - 46.6%**  
**Took it from a store or family member - 6.9%**  
**I got it someother way - 25.6%**

**PACT Coalition for Safe and Drug Free Communities**

Interview Type **Baseline**

Data Collection Date **March 2017**

Population Parameters **Grade** Grade(s) **9,10,11,12**

Other Sample Descriptors **YRBS Coalition Data**

Description of Sampling Design **Stratified Random Sample**

Multiple Year Pooled Estimate **No**

Multiple Year Estimate Description

Value Type **Percentage**

Calculated Value	<b>100</b>	Standard Error	<b>0</b>	Standard Deviation	<b>0</b>
Survey Item Valid N	<b>364</b>				
Comments	<b>In a store - 5.8%</b> <b>Bought it at a restaurant/bar/club - 1.0%</b> <b>Bought it at a public event - 1.2%</b> <b>Gave someone money to buy it for me - 10.1%</b> <b>Someone gave it to me - 41.5%</b> <b>Took it from a store or family member - 17.1%</b> <b>I got it some other way - 23.3%</b>				

**Partners Allied for Community Excellence (PACE)**

Interview Type	<b>Baseline</b>				
Data Collection Date	<b>March 2017</b>				
Population Parameters	<b>Grade</b>	Grade(s)	<b>9,10,11,12</b>		
Other Sample Descriptors	<b>YRBS 2017 Coalition Specific Data</b>				
Description of Sampling Design	<b>Stratified Random Sample</b>				
Multiple Year Pooled Estimate	<b>No</b>				
Multiple Year Estimate Description					
Value Type	<b>Percentage</b>				

Calculated Value	<b>100</b>	Standard Error	<b>0</b>	Standard Deviation	<b>0</b>
Survey Item Valid N	<b>114</b>				
Comments	<b>In a store - 5.0%</b> <b>Bought it at a restaurant/club/bar - .8%</b> <b>Bought it at a public event - 0%</b> <b>Gave someone else money to buy it for me - 17.9%</b> <b>Someone gave it to me - 45.9%</b> <b>Took it from a store or family member - 5.9%</b> <b>I got it some other way - 24.5%</b>				

**Partnership Carson City**

Interview Type	<b>Baseline</b>				
Data Collection Date	<b>March 2017</b>				
Population Parameters	<b>Grade</b>	Grade(s)	<b>9,10,11,12</b>		
Other Sample Descriptors					
Description of Sampling Design	<b>Stratified Random Sample</b>				
Multiple Year Pooled Estimate	<b>No</b>				
Multiple Year Estimate Description					

Value Type	Percentage				
Calculated Value	100	Standard Error	0	Standard Deviation	0
Survey Item Valid N	73				
Comments	<b>Bought it in a store - 1.3%</b> <b>Bought it a restaurant/bar/club - 2.1%</b> <b>Bought it a public event - .4%</b> <b>Gave someone else money to buy it for me - 18.5%</b> <b>Someone gave them to me - 44.0%</b> <b>Took it from a store or family member - 11.6%</b> <b>Got it some other way - 22.1%</b>				

**Partnership Douglas County**

Interview Type	<b>Baseline</b>			
Data Collection Date	<b>March 2017</b>			
Population Parameters	<b>Grade</b>	Grade(s)	<b>9,10,11,12</b>	
Other Sample Descriptors	<b>YRBS Coalition Specific Data</b>			
Description of Sampling Design	<b>Stratified Random Sample</b>			
Multiple Year Pooled Estimate	<b>No</b>			
Multiple Year Estimate Description				

Value Type	Percentage				
Calculated Value	100	Standard Error	0	Standard Deviation	0
Survey Item Valid N	85				
Comments	<b>In a store - 4.3%</b> <b>Bought it at a restaurant/bar/club - 0%</b> <b>Bought it at a public event - 0%</b> <b>Gave someone money to buy it for me - 13.3%</b> <b>Someone gave it to me - 40.6%</b> <b>Took it from a store or family member - 21.4%</b> <b>Got it some other way - 20.3%</b>				

Survey Items: **During the past 30 days, on how many days did you have at least one drink of alcohol?**

Specified Substance: **Alcohol**

PFS Required Outcome Measure: **30-day use**

Are you reporting an exact PFS Required Outcome, an approved substitute PFS Required Outcome, or neither: **Exact PFS Required Outcome Measure**

Response Options: **0 days - 73.5% 1 or 2 days - 14.2% 3 or 5 days - 6.7% 6 to 9 days - 3.3% 10 to 19 days - 1.4% 20 to 29 days - 0.4% All 30 days - 0.4%**

Reported Outcome Description: **This is a statewide result of the 2017 YRBS survey data for high school students.**

**CARE Coalition**

Interview Type	<b>Baseline</b>			
----------------	-----------------	--	--	--

Data Collection Date	<b>March 2017</b>				
Population Parameters	<b>Grade</b>	Grade(s)	<b>9,10,11,12</b>		
Other Sample Descriptors	<b>YRBS 2017 Coalition Edition</b>				
Description of Sampling Design	<b>Stratified Random Sample</b>				
Multiple Year Pooled Estimate	<b>No</b>				
Multiple Year Estimate Description					
Value Type	<b>Percentage</b>				
Calculated Value	<b>100</b>	Standard Error	<b>0</b>	Standard Deviation	<b>0</b>
Survey Item Valid N	<b>202</b>				
Comments	<b>0 days - 74.0%</b> <b>1 or 2 days - 15.8%</b> <b>3 to 5 days - 7.8%</b> <b>6 to 9 days - 2.0%</b> <b>10 to 19 days - .5%</b> <b>20 to 29 days - 0%</b> <b>All 30 days - 0%</b>				

Draft

**Frontier Community Coalition**

Interview Type	<b>Baseline</b>				
Data Collection Date	<b>March 2017</b>				
Population Parameters	<b>Grade</b>	Grade(s)	<b>9,10,11,12</b>		
Other Sample Descriptors	<b>YRBS 2017 Coalition Edition</b>				
Description of Sampling Design	<b>Stratified Random Sample</b>				
Multiple Year Pooled Estimate	<b>No</b>				
Multiple Year Estimate Description					
Value Type	<b>Percentage</b>				
Calculated Value	<b>100</b>	Standard Error	<b>0</b>	Standard Deviation	<b>0</b>
Survey Item Valid N	<b>277</b>				
Comments	<b>0 days - 62.5%</b> <b>1 or 2 days - 18.7%</b> <b>3 to 5 days - 9.8%</b> <b>6 to 9 days - 4.0%</b> <b>10 to 19 days - 3.1%</b> <b>20 to 29 days - 1.3%</b> <b>All 30 days - .5%</b>				

**Healthy Communities Coalition**

Interview Type	<b>Baseline</b>			
Data Collection Date	<b>March 2017</b>			
Population Parameters	<b>Grade</b>	Grade(s)	<b>9,10,11,12</b>	
Other Sample Descriptors	<b>YRBS 2017 Coalition Edition</b>			
Description of Sampling Design	<b>Stratified Random Sample</b>			
Multiple Year Pooled Estimate	<b>No</b>			
Multiple Year Estimate Description				
Value Type	<b>Percentage</b>			
Calculated Value	<b>100</b>	Standard Error	<b>0</b>	Standard Deviation <b>0</b>
Survey Item Valid N	<b>242</b>			
Comments	<b>0 days - 66.1%</b> <b>1 or 2 days - 19.3%</b> <b>3 to 5 days - 7.0%</b> <b>6 to 9 days - 2.6%</b> <b>10 to 19 days - 2.5%</b> <b>20 to 29 days - 1.4%</b> <b>All 30 days - 1.1%</b>			

Draft

**Join Together Northern Nevada**

Interview Type	<b>Baseline</b>			
Data Collection Date	<b>March 2017</b>			
Population Parameters	<b>Grade</b>	Grade(s)	<b>9,10,11,12</b>	
Other Sample Descriptors	<b>YRBS 2017 Coalition Edition</b>			
Description of Sampling Design	<b>Stratified Random Sample</b>			
Multiple Year Pooled Estimate	<b>No</b>			
Multiple Year Estimate Description				
Value Type	<b>Percentage</b>			
Calculated Value	<b>100</b>	Standard Error	<b>0</b>	Standard Deviation <b>0</b>
Survey Item Valid N	<b>1114</b>			
Comments	<b>0 days - 72.8%</b> <b>1 or 2 days - 14.8%</b> <b>3 to 5 days - 6.1%</b> <b>6 to 9 days - 3.4%</b> <b>10 to 19 days - 1.8%</b> <b>20 to 29 days - .6%</b> <b>All 30 days - .5%</b>			

**Nye Communities Coalition**

Interview Type	<b>Baseline</b>				
Data Collection Date	<b>March 2017</b>				
Population Parameters	<b>Grade</b>	Grade(s)	<b>9,10,11,12</b>		
Other Sample Descriptors	<b>YRBS 2017 Coalition Edition</b>				
Description of Sampling Design	<b>Stratified Random Sample</b>				
Multiple Year Pooled Estimate	<b>No</b>				
Multiple Year Estimate Description					
Value Type	<b>Percentage</b>				
Calculated Value	<b>100</b>	Standard Error	<b>0</b>	Standard Deviation	<b>0</b>
Survey Item Valid N	<b>343</b>				
Comments	<b>0 days - 76.2%</b> <b>1 or 2 days - 12.3%</b> <b>3 to 5 days - 5.4%</b> <b>6 to 9 days - 2.7%</b> <b>10 to 19 days - 2.7%</b> <b>20 to 29 days - .4%</b> <b>All 30 days - .3%</b>				

**PACT Coalition for Safe and Drug Free Communities**

Interview Type	<b>Baseline</b>				
Data Collection Date	<b>March 2017</b>				
Population Parameters	<b>Grade</b>	Grade(s)	<b>9,10,11,12</b>		
Other Sample Descriptors	<b>YRBS 2017 Coalition Edition</b>				
Description of Sampling Design	<b>Stratified Random Sample</b>				
Multiple Year Pooled Estimate	<b>No</b>				
Multiple Year Estimate Description					
Value Type	<b>Percentage</b>				
Calculated Value	<b>100</b>	Standard Error	<b>0</b>	Standard Deviation	<b>0</b>
Survey Item Valid N	<b>1430</b>				

Comments  
**0 days - 74.9%**  
**1 or 2 days - 13.5%**  
**3 to 5 days - 6.4%**  
**6 to 9 days - 3.4%**  
**10 to 19 days - 1.0%**  
**20 to 29 days - .4%**  
**All 30 days - .4%**

**Partners Allied for Community Excellence (PACE)**

Interview Type **Baseline**  
 Data Collection Date **March 2017**  
 Population Parameters **Grade** Grade(s) **9,10,11,12**  
 Other Sample Descriptors **YRBS 2017 Coaliton Edition**  
 Description of Sampling Design **Stratified Random Sample**  
 Multiple Year Pooled Estimate **No**  
 Multiple Year Estimate Description  
 Value Type **Percentage**  
 Calculated Value **100** Standard Error **0** Standard Deviation **0**  
 Survey Item Valid N **336**

Comments  
**0 days - 63.4%**  
**1 or 2 days - 14.4%**  
**3 to 5 days - 10.6%**  
**6 to 9 days - 4.9%**  
**10 to 19 days - 3.6%**  
**20 to 29 days - 1.9%**  
**All 30 days - 1.2%**

**Partnership Carson City**

Interview Type **Baseline**  
 Data Collection Date **March 2017**  
 Population Parameters **Grade** Grade(s) **9,10,11,12**  
 Other Sample Descriptors **YRBS 2017 Coalition Edition**  
 Description of Sampling Design **Stratified Random Sample**  
 Multiple Year Pooled Estimate **No**  
 Multiple Year Estimate Description  
 Value Type **Percentage**  
 Calculated Value **100** Standard Error **0** Standard Deviation **0**

Survey Item Valid N **228**

Comments **0 days - 68.7%**  
**1 or 2 days - 15.7%**  
**3 to 5 days - 7.6%**  
**6 to 9 days - 7.2%**  
**10 to 19 days - .8%**  
**20 to 29 days - 0%**  
**All 30 days - .1%**

**Partnership Douglas County**

Interview Type **Baseline**

Data Collection Date **March 2017**

Population Parameters **Grade** Grade(s) **9,10,11,12**

Other Sample Descriptors **YRBS 2017 Coalition Edition**

Description of Sampling Design **Stratified Random Sample**

Multiple Year Pooled Estimate **No**

Multiple Year Estimate Description

Value Type **Percentage**

Calculated Value	<b>100</b>	Standard Error	<b>0</b>	Standard Deviation	<b>0</b>
------------------	------------	----------------	----------	--------------------	----------

Survey Item Valid N **172**

Comments **0 days - 52.9%**  
**1 or 2 days - 17.9%**  
**3 to 5 days - 10.7%**  
**6 to 9 days - 6.7%**  
**10 to 19 days - 8.0%**  
**20 to 29 days - 1.6%**  
**All 30 days - 2.1%**

Survey Items: **During your life, how many times have you used marijuana?**

Specified Substance: **Other - Marijuana**

PFS Required Outcome Measure: **Other - Lifetime**

Are you reporting an exact PFS Required Outcome, an approved substitute PFS Required Outcome, or neither: **Exact PFS Required Outcome Measure**

Response Options: **0 times - 63.0%** Due to the reporting on table that information is not broken out in correlation to the way the question was asked. No complete breakdowns were provided.

Reported Outcome Description: **This is a statewide result of 2017 YRBS survey data for high school students.**

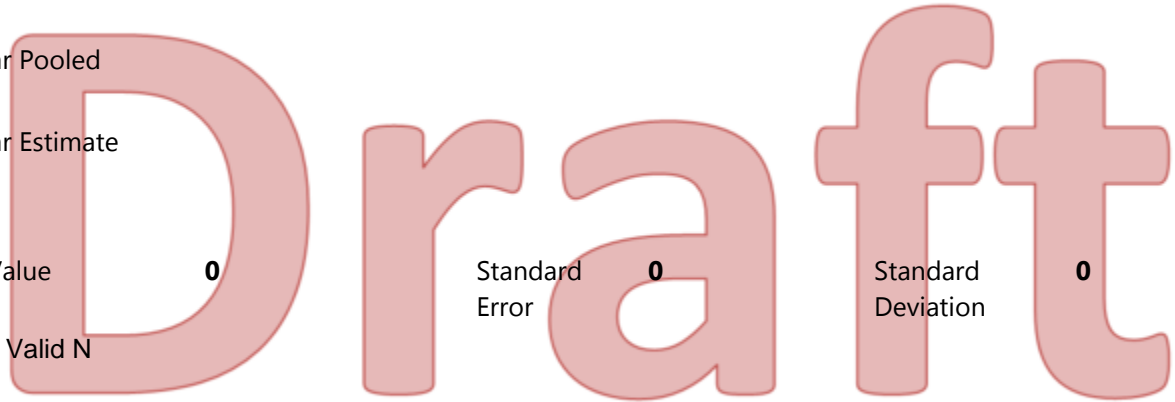
Interview Type **Baseline**

Data Collection Date

Population Parameters	Age Range Minimum	Age Range Maximum
-----------------------	-------------------	-------------------



Population Parameters	Grade(s)		
Other Sample Descriptors			
Description of Sampling Design			
Multiple Year Pooled Estimate			
Multiple Year Estimate Description			
Value Type			
Calculated Value	<b>0</b>	Standard Error	<b>0</b>
Survey Item Valid N		Standard Deviation	<b>0</b>
Comments			



Survey Items: **During your life, how many times have you used methamphetamines (also called speed, crystal, crank, or ice)?**

Specified Substance: **Other - Methamphetamines**

PFS Required Outcome Measure: **Other - Lifetime**

Are you reporting an exact PFS Required Outcome, an approved substitute PFS Required Outcome, or neither: **Exact PFS Required Outcome Measure**

Response Options: **0 times - 96.7% 1 or 2 times - 1.7% 3 to 9 times - .5% 10 to 19 times - .5% 20 to 39 times - .2% 40 or more times - .4%**

Reported Outcome Description: **This is a statewide result of the 2017 YRBS survey data for high school students.**

**CARE Coalition**

Interview Type	<b>Baseline</b>		
Data Collection Date	<b>March 2017</b>		
Population Parameters	<b>Grade</b>	Grade(s)	<b>9,10,11,12</b>
Other Sample Descriptors	<b>YRBS 2017 Coalition Edition</b>		
Description of Sampling Design	<b>Stratified Random Sample</b>		
Multiple Year Pooled Estimate	<b>No</b>		
Multiple Year Estimate Description			
Value Type	<b>Percentage</b>		
Calculated Value	<b>100</b>	Standard Error	<b>0</b>
Survey Item Valid N	<b>229</b>	Standard Deviation	<b>0</b>

Comments  
**0 times - 96.9%**  
**1 or 2 times - 1.7%**  
**3 to 9 times - 0%**  
**10 to 19 times - .5%**  
**20 to 39 times - .4%**  
**40 or more times - .5%**

**Frontier Community Coalition**

Interview Type **Baseline**  
 Data Collection Date **March 2017**  
 Population Parameters **Grade** Grade(s) **9,10,11,12**  
 Other Sample Descriptors **YRBS Coalition Edition**  
 Description of Sampling Design **Stratified Random Sample**  
 Multiple Year Pooled Estimate **No**  
 Multiple Year Estimate Description  
 Value Type **Percentage**  
 Calculated Value **100** Standard Error **0** Standard Deviation **0**  
 Survey Item Valid N **317**

Comments  
**0 times - 94.7%**  
**1 or 2 times - 1.9%**  
**3 to 9 times - 1.9%**  
**10 to 19 times - .7%**  
**20 to 39 times - .2%**  
**40 or more times .5%**

**Healthy Communities Coalition**

Interview Type **Baseline**  
 Data Collection Date **March 2017**  
 Population Parameters **Grade** Grade(s) **9,10,11,12**  
 Other Sample Descriptors **YRBS Coalition Data**  
 Description of Sampling Design **Stratified Random Sample**  
 Multiple Year Pooled Estimate **No**  
 Multiple Year Estimate Description  
 Value Type **Percentage**  
 Calculated Value **100** Standard Error **0** Standard Deviation **0**  
 Survey Item Valid N **278**

Comments  
**0 times - 93.4%**  
**1 or 2 times - 3.3%**  
**3 to 9 times - .3%**  
**10 to 19 times - .4%**  
**20 to 39 times - .5%**  
**40 or more times - 2.0%**

**Join Together Northern Nevada**

Interview Type **Baseline**  
 Data Collection Date **March 2017**  
 Population Parameters **Grade** Grade(s) **9,10,11,12**  
 Other Sample Descriptors **YRBS Coalition Edition**  
 Description of Sampling Design **Stratified Random Sample**  
 Multiple Year Pooled Estimate **No**  
 Multiple Year Estimate Description  
 Value Type **Percentage**  
 Calculated Value **100** Standard Error **0** Standard Deviation **0**  
 Survey Item Valid N **1277**

Comments  
**0 times - 95.2%**  
**1 or 2 times - 2.1%**  
**3 to 9 times - .8%**  
**10 to 19 times - .6%**  
**20 to 39 times - .4%**  
**40 or more times - 1.0%**

**Nye Communities Coalition**

Interview Type **Baseline**  
 Data Collection Date **March 2017**  
 Population Parameters **Grade** Grade(s) **9,10,11,12**  
 Other Sample Descriptors **YRBS Coalition Edition**  
 Description of Sampling Design **Stratified Random Sample**  
 Multiple Year Pooled Estimate **No**  
 Multiple Year Estimate Description  
 Value Type **Percentage**  
 Calculated Value **100** Standard Error **0** Standard Deviation **0**  
 Survey Item Valid N **382**

Comments  
**0 times - 98.0%**  
**1 to 2 times - 1.3%**  
**3 to 9 times - 0%**  
**10 to 19 times - 0%**  
**20 to 39 times - .2%**  
**40 or more times - .5%**

**PACT Coalition for Safe and Drug Free Communities**

Interview Type **Baseline**  
 Data Collection Date **March 2017**  
 Population Parameters **Grade** Grade(s) **9,10,11,12**  
 Other Sample Descriptors **YRBS 2017 Coalition Edition**  
 Description of Sampling Design **Stratified Random Sample**

Multiple Year Pooled Estimate **No**

Multiple Year Estimate Description

Value Type **Percentage**

Calculated Value **100** Standard Error **0** Standard Deviation **0**

Survey Item Valid N **1646**

Comments  
**0 times - 97.1%**  
**1 or 2 times - 1.7%**  
**3 to 9 times - .4%**  
**10 to 19 times - .6%**  
**20 to 39 times - .1%**  
**40 or more times - .1%**

**Partners Allied for Community Excellence (PACE)**

Interview Type **Baseline**  
 Data Collection Date **March 2017**  
 Population Parameters **Grade** Grade(s) **9,10,11,12**  
 Other Sample Descriptors **YRBS Coalition**  
 Description of Sampling Design **Stratified Random Sample**

Multiple Year Pooled Estimate **No**

Multiple Year Estimate Description

Value Type **Percentage**

Calculated Value **100** Standard Error **0** Standard Deviation **0**

Survey Item Valid N **385**

Comments  
**0 times - 96.0%**  
**1 or 2 times - 1.4%**  
**3 or 9 times - .4%**  
**10 to 19 times - .6%**  
**20 to 39 times - .2%**  
**40 or more times - 1.5%**

**Partnership Carson City**

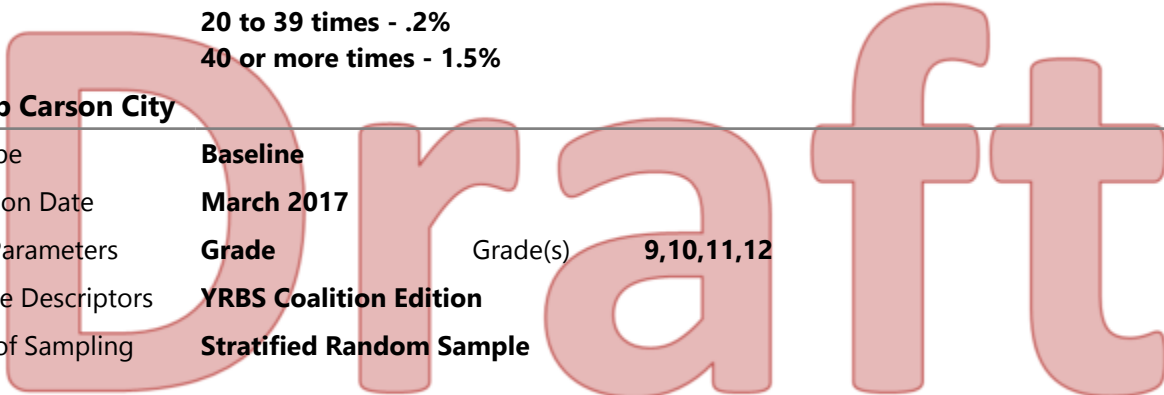
Interview Type **Baseline**  
 Data Collection Date **March 2017**  
 Population Parameters **Grade** Grade(s) **9,10,11,12**  
 Other Sample Descriptors **YRBS Coalition Edition**  
 Description of Sampling Design **Stratified Random Sample**  
 Multiple Year Pooled Estimate **No**  
 Multiple Year Estimate Description  
 Value Type **Percentage**  
 Calculated Value **100** Standard Error **0** Standard Deviation **0**

Survey Item Valid N **259**  
 Comments  
**0 times - 95.7%**  
**1 or 2 times - .8%**  
**3 to 9 times - 1.5%**  
**10 to 19 times - 0%**  
**20 to 39 times - .5%**  
**40 or more times - 1.4%**

**Partnership Douglas County**

Interview Type **Baseline**  
 Data Collection Date **March 2017**  
 Population Parameters **Grade** Grade(s) **9,10,11,12**  
 Other Sample Descriptors **YRBS Coalition Data**  
 Description of Sampling Design **Stratified Random Sample**  
 Multiple Year Pooled Estimate **No**  
 Multiple Year Estimate Description  
 Value Type **Percentage**  
 Calculated Value **100** Standard Error **0** Standard Deviation **0**

Survey Item Valid N **190**



Comments

**0 times - 92.9%**  
**1 or 2 times - 4.0%**  
**3 to 9 times - .6%**  
**10 to 19 times - .3%**  
**20 to 39 times - .3%**  
**40 or more times - 1.9%**

Survey Items: **How old were you when you had your first drink of alcohol other than a few sips?**

Specified Substance: **Alcohol**

PFS Required Outcome Measure: **Other - Ever used alcohol**

Are you reporting an exact PFS Required Outcome, an approved substitute PFS Required Outcome, or neither: **Exact PFS Required Outcome Measure**

Response Options: **Total: 4,398 surveyed 14 or older 25.2% yes 15 years old 17.1% yes 16 years old 19.7% yes 17 years old 15.7% yes 18 years or older 15.4% yes**

Reported Outcome Description: **This is the statewide result of the 2017 YRBS data for high school students.**

**CARE Coalition**

Interview Type	<b>Baseline</b>				
Data Collection Date	<b>March 2017</b>				
Population Parameters	<b>Grade</b>	Grade(s)	<b>9,10,11,12</b>		
Other Sample Descriptors					
Description of Sampling Design	<b>Stratified Random Sample</b>				
Multiple Year Pooled Estimate	<b>No</b>				
Multiple Year Estimate Description					
Value Type	<b>Percentage</b>				
Calculated Value	<b>17.9</b>	Standard Error	<b>0</b>	Standard Deviation	<b>0</b>
Survey Item Valid N	<b>1814</b>				
Comments					

**Administrative Data**